

# ~~Neda Voda Nalivala~~ (long version)

(Bulgaria)

This dance is named after the song to which it is performed, Neda Voda Nalivala ("The girl Neda drew water"). The dance is sometimes also referred to as Nedino Horo ("Neda's dance") or Lele, Nedo ("Aunt Neda"). This variant of the dance is from the village of Belica in the district of the town of Razlog, Pirin or Bulgarian Macedonia. It is originally accompanied by a small musical group playing Tamburas and Daire, a large type of tambourin. Other variants of Neda Voda are done in the South of Pirin, in the district of the town of Goce Delčev and characteristically for this region accompanied by two Zurnas and a Tâpan.

Jaap Leegwater learned this version of Neda Voda Nalivala from Tanja Vukovska in Blagoëvgrad, Bulgaria during research trips in 1975 and 1979.

This dance belongs to the category "Čardak" dances, so named because they were originally performed on the "Cardaci" (veranda-like balconies that encircle the typical local house). Because of the space restrictions, the dance movements are small and have a light bouncy and vertical character. They are often done to a song and after "Sendenki" (working-bee gatherings). This dance is done by Pomaci women, Bulgarian women of the Moslim faith.


Pronunciation:

Music: LP "Folk Dances from Bulgaria", volume 2, Balkanton BHA 11134 by Jaap Leegwater, Side A/7. Performers "Belašika Grupa" with Tamburas and Daire.  
Album "Ajde na Horo"—Folkloro Balkana/Gega. CD: GD 134 #13, MC: GC 534 Side B/3.

Meter: 11/18  or   
1 2 3 4 5 &

Formation: Half or open circle. Hands are joined in W-position.


Style: Pirinski or Macedonian:  
Light and feminine  
Emphasis is on the constant bouncy vertical movements by bending and straightening knee and ankle joints while stepping.

| <u>Direction</u>  | <u>Meas</u> | <u>Ct</u> | <u>Pattern</u>   |
|---|-------------|-----------|--|
|   | 2 meas      |           | <u>Introduction</u> . No action.   |
|   |             |           | <u>PART 1</u>  |
|  | 1           | 1         | Step on R ft.  |
|   |             | 2         | Step on L ft in front of R.  |
|   |             | 3         | Step on R ft.  |
|   |             | 4         | Step on L ft behind R ft.  |
|   |             | 5         | Step on R ft.  |
|   |             | &         | Slightly raise L hip, moving L leg in a little arc close to the floor in front and sdwd L. |
|   | 2           |           | Repeat meas 1 with opp ftwk and direction.   |
|   | 3-4         |           | Repeat meas 1-2.   |


## Neda Voda Nalivala—continued

PART 2

- 1 1 Lift on L ft, raising and moving R ft twd L shinbone (flick), bending body at waist.  
 2 Step on R ft, straighten body.  
 3 Step on L ft.  
 4 Step on R ft.  
 5 Step on L ft in front of R ft.  
 & Step back on R ft in place.
- 2 Repeat meas 1 with opp ftwk, moving bkwd and making the last two steps in place (cts 5,&).
- 3-4 Repeat meas 1-2.

PART 3

- 1 1 Small step on the ball of R ft.  
 & Small step on the ball of L ft next to R ft.  
 2-4 Repeat cts 1,& three more times.  
 5 Small and low leap onto R ft, lifting L knee.  
 & Strike L heel next to L toes. (*NO WEIGHT*)
- 2 Repeat meas 1 with opp ftwk and direction.
- 3-4 Repeat meas 1-2.

PART 4

- 1 1-4 Four light hops on L ft with the R knee held up in front.  
 & Step on R ft.  
 5 Step on L ft in front of R ft.  
 & Step back on R ft in place.
- 2 Repeat meas 1 with opp ftwk and direction.
- 3-4 Repeat meas 1-2.

PART 5

- 1 1 Repeat meas 1 of Part 4, making a 1/4 turn CW in place on each hop.  
 2 Repeat meas 1 with opp ftwk and direction.  
 3-4 Repeat action of meas 1-2.

© 1983 and 1992 by Jaap Leegwater  
 Presented by Jaap Leegwater