

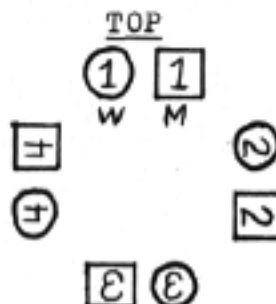
NEWCASTLE
(England)

This dance was taken from John Playford's English Dancing Master, 1650-1728.

RECORD: EFDSS ED 104 (45) Newcastle
CDS 4 (78 or 45) Newcastle

FORMATION: Four cpls in a square, W to R
of M. Cpls are numbered to CW

STEPS &
STYLING: Dance Walk: 2 steps per meas
is used throughout dance,
except as other wise indicated.



Set: Similiar to Pas de Basque, but without crossing ft. Step R twd R (ct 1), step L beside R (ct &), step R in place (ct 2), hold (ct &). Repeat, beginning L. One Setting Step takes 2 meas. It has a springy up and down movement, rather than swd.

Arming: Hook designated elbow with designated person and turn once around with 6 dance-walk steps. Release hold and fall back into own place with 2 steps. Arm R is a CW turn, Arm L is a CCW turn.

Siding: This figure is performed by two dancers who face each other and move fwd a double - diag to R, passing each other by L shldr. On the 3rd step they make a half turn CCW, completing the turn on the 4th step to end facing each other (meas 1-2). Dancers then retrace their movements along the same track, moving obliquely to the L and passing R shldrs, turning CW and facing each other on the 4th step (meas 3-4). Dancers must remember to face each other at the beginning and close of each movement; to pass close to each other, shldr to shldr; and always to face in the direction in which they are moving, but always relating to ptr.

Honour: M, ft together, bow from waist. W, wt on R, place L lightly in back of R, and keeping back straight, bend knees in curtesy.

Turn Single: Beginning R, make small individual circle to R (CW) with 4 dance-walk steps.

In Star formation hands are joined with opp in a "handshake" hold. Joined hands are held between waist and shldr level. Free hands hang naturally at side.

Continued...

MUSIC 2/4

PATTERN

Meas.

Chord INTRO: No action (can vary depending on record).I. ADVANCE & RETIRE; ARM & STAR

- A 1-2 All join hands and dance fwd 3 steps, R,L,R (cts 1,2,1), close L to R, taking wt (ct 2).
 3-4 All move bkwd to place with same ftwk.
 5-6 Face ptr and do a Setting Step to R and to L.
 7-8 Face corner and do a Setting Step to R and to L.
 9-16 Repeat action of meas 1-8.
- B 1-2 Ptrs hook R elbows and turn CW once with 4 steps.
 3-8 With 12 steps, M move into ctr, join L hands in Star Formation and move CCW once around inside of set. At the same time, W skip CW once around the outside of the set.
 9-10 Ptrs hook L elbows and turn once CCW with 4 steps.
 11-16 With 12 steps, W move into ctr join R hands in a Star Formation and move CW once around inside of set. At the same time, M skip CCW once around the outside of the set.

II. SIDING, ARCHES & CAST-OFF

- A 1-4 All Side with ptr.
 5-6 All step R on R and Honour to ptr.
 7-8 With 4 steps, all move fwd, passing ptr by L shldr (M move CCW, W-CW) to meet new W or M. See Diag. #1.
 9-16 Repeat action of meas 1-8 with new person. All end as in Diag. #2
- B 1-4 NOTE: All dancers have now progressed 1/4 around the set. 1st M with 3rd W, and 3rd M with 1st W (in side pos) join inside hands and advance twd ctr (3 steps, bring ft together on 4th step), turn 1/2 twd ptr, join new inside hands and move fwd to place (4 steps). Keep inside hands joined (M-L, W-R), face ptr and raise joined hands high to form an arch.
 5-8 With 8 skip steps, 4th M and 4th W cast out (M turn R, W turn L) and pass under arch of 1st M and 3rd W, into ctr of set and into own places. At the same time, 2nd M and 2nd W cast out and pass under arch of 3rd M and 1st W. All end as in Diag #2 and meas A 16.
 9-16 Repeat action of meas B 1-8, but with 2nd M and 4th W making the arch and 1st M and 1st W casting out and passing under the arch, while 4th M and 2nd W make the arch and the 3rd M and 3rd W cast out and pass under the arch. All end back in place. See Diag. #2.

III. ARMING & LINES OF FOUR

- A 1-8 All Arm R (cts 1-8) and L with present ptr and move on to meet next M or W (pass L shldrs)(Cts 9-16). M move CCW, W-CW.

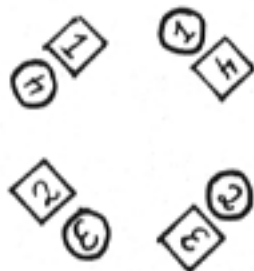
Continued..

Fig. III, Cont'd.

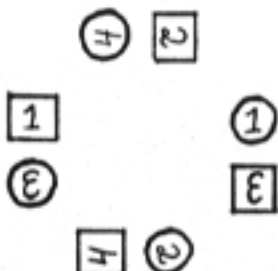
- 9-16 All Arm R with this new person (cts 1-8), and Arm L; continue turning until W is on L of M, at same time move into line of four persons along the sides of the set (cts 9-16).
See Diag. #3.
- B 1-4 With hands joined, line of 4 dance bkwd 4 steps and fwd 4 steps.
- 5-6 Drop hands and all Turn Single.
- 7-8 Lines pass through (pass R shldrs with opp person) and form new lines of 4 across the head pos of the orig set (end persons simply exchange places turning twd ptr to become ctr of new line, while ctr persons pass through and move to end of nearest new line). See Diag. #4.
- 9-14 New lines of 4 repeat action of meas B 1-6.
- 15-16 Lines pass through, each person moves directly to orig place. Turn to face ptr and Honour.

Note: The record ED-104 given for this dance has enough music for an encore, so dance may be repeated if desired.

Diag. 1 (Top)



Diag. 2 (Top)



Diag. 3 (Top)



Diag. 4 (Top)



Presented by Mary Judson