

ROY'S REEL

(Scotland)

This dance is a fairly new Scottish country dance with an interesting type of progression.

Music: Record: "Back Hame tae Auchtermuchty," Parlophone PMC 1263, Side 2, Band 4, "Lord McLay's Reel," or any other suitably phrased reel (40 meas). 2/4 meter.

Formation: 4 cpls in longways formation.

Steps: Skip Change of Step, Move up or down. Use Skip Change of Step throughout unless otherwise stated, always starting R.

PATTERN

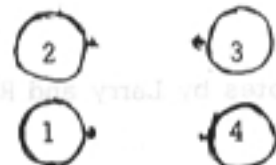
Chord Introduction. M bow, W curtsey.

I. FIGURE OF 8

1-8 Cpl 1 dance a Figure of 8 around cpl 2, who move up on meas 1 and 2. Cpl 4 dance a Figure of 8 around cpl 3, who move down on meas 1 and 2. Finish in lines across the dance with cpl 1 between cpl 2 facing down and cpl 4 between cpl 3 facing up. (See diagram.)

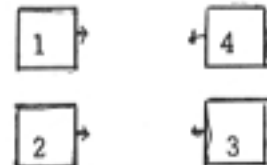
II. FWD AND BACK, R HAND TURN WITH OPP

9-12 All join hands in lines of 4 and dance fwd twd opp line (2 meas) and bkwd to place (2 meas).



13-16 Release hands and turn opp with R hands joined once CW (M with M, W with W). Finish back in own line.

TOP



III. R HANDS ACROSS AND BACK

17-24 Ctrs (cpls 1 and 4) dance R hands across and L hands back, finishing on own sides with cpl 1 in 2nd place, and cpl 4 in 3rd place.

IV. FWD AND BACK, R HAND TURN WITH PTR

25-28 All join hands in own lines and dance fwd twd opp line (2 meas) and bkwd to place (2 meas).

29-32 Release hands and turn ptr with R hands joined once CW. Top cpl (cpl 2) finish in 1st place, while bottom cpls (cpls 1, 4, and 3) join both hands with ptrs to make arches.

*Continued...*

V. ARCHES

(Scotland)

33-36 Cpl 2 turn with R hands joined once CW.

37-38 Retaining R hands, W 2 leads her ptr down the set under the arches to the bottom.

39-40 All move back into own lines to finish in order from the top -- cpls 1, 4, 3, 2.

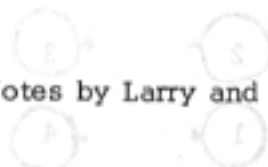
Repeat the dance from new places, but this time top cpls (cpls 4, 1, and 2) make the arches while bottom cpl (cpl 3) turn with L hands once CCW, and W leads ptr up the set under the arches to the top. Repeat dance 2 more times with top cpl (cpl 4) turning with R hands to lead down the set under the arches and then bottom cpl (cpl 1) turning with L hands to lead up the set under the arches.

Chord M bow, W curtsey to ptr.

I. FIGURE ONE

Presented by C. Stewart Smith

Notes by Larry and Ruth Miller



II. FWD AND BACK, R HAND TURN WITH OPP



III. R HANDS ACROSS AND BACK

IV. FWD AND BACK, R HAND TURN WITH PTR

FOLK DANCE CAMP - 1970